



ServoSense Plus

Instructions for Use

Overview: The ServoSense Plus is an inflight current monitor and logger for radio systems driven from a receiver battery or a BEC. To use, install it in between the RC battery or BEC and your receiver. Power up the radio system and fly normally. When you land, the recorded data will be flashed out on the LEDs. Count the number of each type of flash and refer to the chart on the opposite side.

Max: This is the highest current recorded during the flight. It is flashed with the red LED in tenths of an amp up to 5 amps.




Average: This is the average current drawn from the time the device was powered up until the present. It is flashed with the green LED in 50 milliamp increments up to 5 amps.

Max 15 Seconds: This is the highest average current drawn by the radio system over any 15 second period. It is flashed with both LEDs in 50 milliamp increments up to 5 amps.



ServoSense Plus

Reference Chart

Blinks	Max 	Average 	Max 15s 
1	.1A	.05A	.05A
2	.2A	.10A	.10A
3	.3A	.15A	.15A
4	.4A	.20A	.20A
5	.5A	.25A	.25A
6	.6A	.30A	.30A
7	.7A	.35A	.35A
8	.8A	.40A	.40A
9	.9A	.45A	.45A
10	1A	.50A	.50A
11	1.1A	.55A	.55A
12	1.2A	.60A	.60A
13	1.3A	.65A	.65A
14	1.4A	.70A	.70A
15	1.5A	.75A	.75A
More	.1 * #	.05 * #	.05 * #